

# Have we got it right?

## PROGRAM

- Introduction to host farmer
- 3030: Managing ryegrass to reach its potential
- Making the best of local growing conditions
- Forage options: Open discussion
- Balancing risk and profit
- Lunch

## Why 3030 Ryegrass Max performed so well

### Some contributing factors to 3030 profitability

- Pastures were dense into autumn
- High quality forage (grass & fodder)
- 50% – 60% area cut for HQ silage
- Pasture consumption 6% – 25% above average SW Vic. Farmers
- Pre-graze topping
- Maintained cow condition
- N used at ~ 1 kg N/ha/day
- Planned approach to forage plan



## **Major factors**

- 1: Set rotations to maximise pasture growth/quality**
- 2: Manage pasture residuals**
- 3: Manage the spring surplus to maintain high quality pastures**

## **Additional factors**

- 4: Apply Nitrogenous fertilisers at appropriate times and rates**
- 5: Use supplements (home grown & purchased) to balance the diet and manage pastures**

## **Most important**

- 6: Timeliness of ALL decisions**

## *Simple statements **BUT** complex to do!*



We start off with the best of intentions

**OR**



We think we know what we need to know

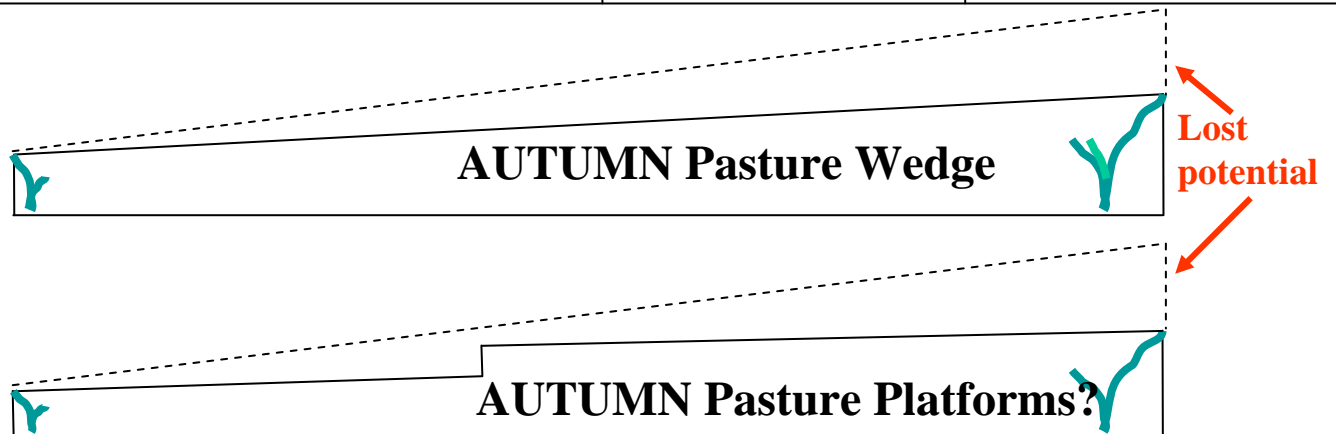
**BUT**

So often the wheels fall off

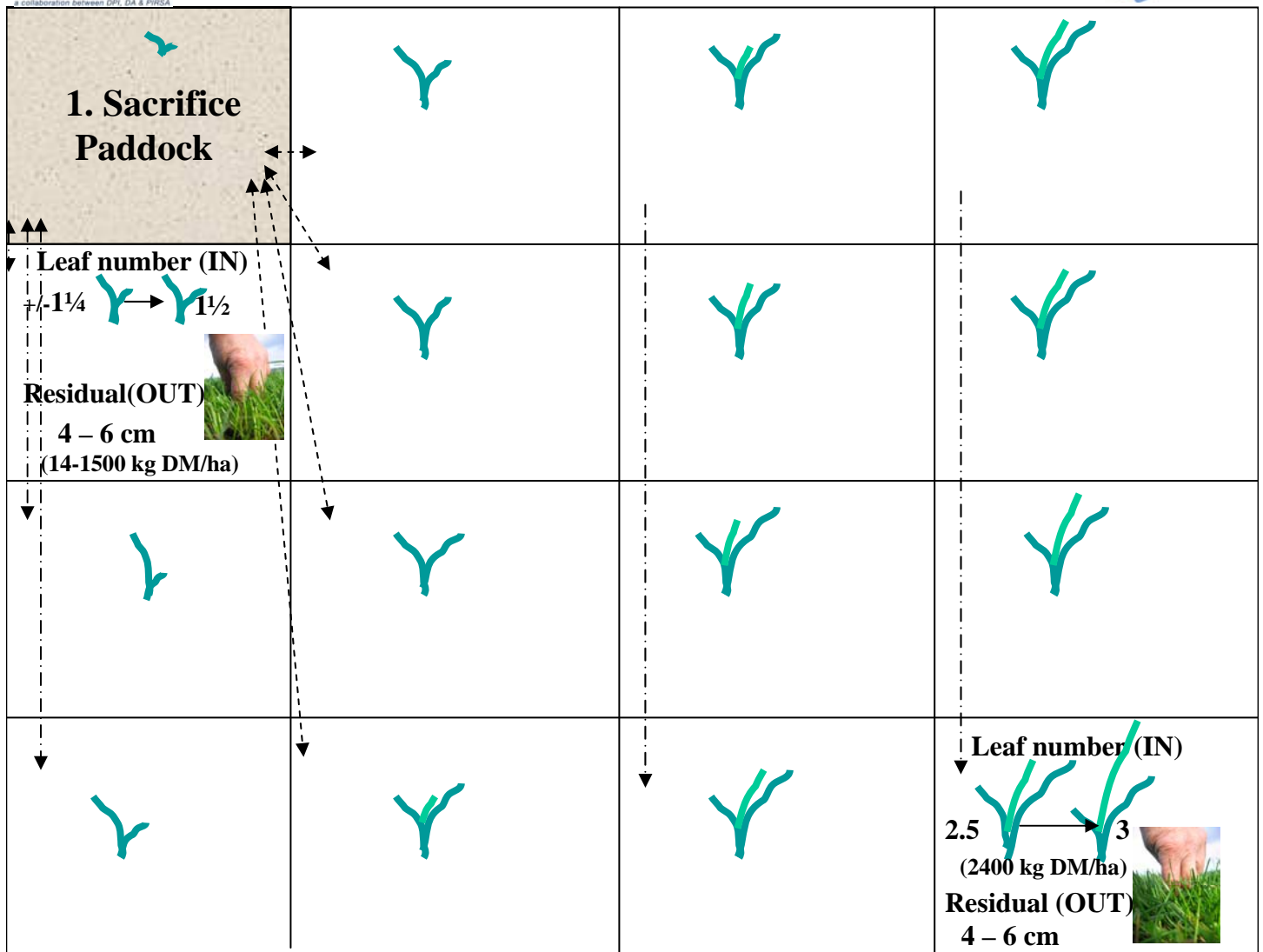
**AND/OR**

We don't always know what we don't know!

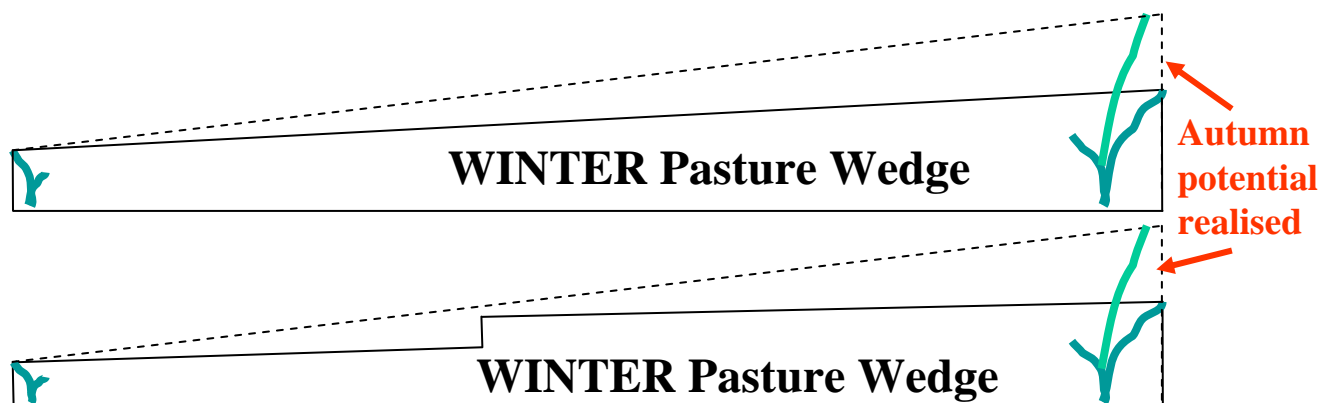
<p><b>Leaf number (IN)</b> +/-1¼  →  1½</p> <p><b>Residual (OUT)</b> 2 – 3 cm <b>(~12-1300 kg DM/ha)</b></p> 			
			<p><b>Leaf number (IN)</b> 2  →  2¼</p> <p><b>Residual (OUT)</b> 2 – 3 cm <b>(~18-2000 kg DM/ha)</b></p> 







**Next Rotation**  
More Pasture potential missed  
More supplements overall



**2. Fast, then medium, then slower rotation over 30 days?**



**Next Rotation**  
 Pasture potential realised  
 More supplements upfront  
 BUT less overall needed

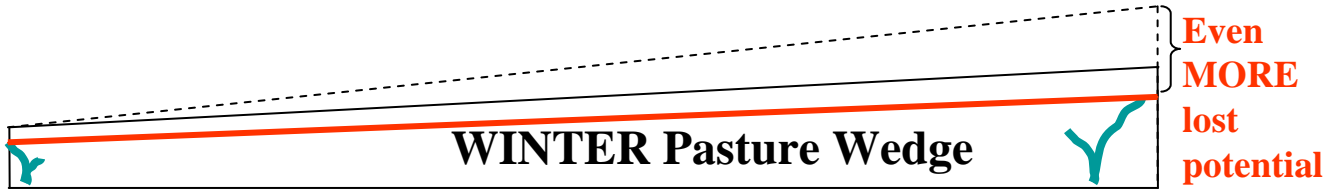
<p><b>Leaf number</b> +/-1<sup>1</sup>/<sub>4</sub> → 1<sup>1</sup>/<sub>2</sub></p>  <p><b>Residual</b> 2 – &lt;3 cm (~12-1300 kg DM/ha)</p>	<p><b>Leaf number</b> 2 → 2<sup>1</sup>/<sub>4</sub></p>  <p>(~18-2000 kg DM/ha) <b>Residual</b> 2 – 3 cm</p>	<p><b>Leaf number</b> Often smaller plants +/-1<sup>1</sup>/<sub>4</sub> → 1<sup>1</sup>/<sub>2</sub></p>  <p><b>Residual</b> &lt;2 – &lt;3 cm (&lt;12-1300 kg DM/ha)</p>	<p><b>Leaf number</b> Often smaller plants +/-1<sup>3</sup>/<sub>4</sub> → 2</p>  <p>(~17-1900 kg DM/ha) <b>Residual</b> 2 – 3 cm</p>
--	--	--	--

Start AUT. rotation


End 1<sup>st</sup>. AUT. rotation

Start WINTER rotation

End 1<sup>st</sup>. WINTER rot'n



**Next Rotation**  
MORE Pasture potential missed  
MORE supplements needed



<p><b>Leaf number</b> +/-1¼ → 1½</p> <p><b>Residual</b> 2 – &lt;3 cm (~12-1300 kg DM/ha)</p>	<p><b>Leaf number</b> 2 → 2¼</p> <p>(~18-2000 kg DM/ha) <b>Residual</b> 2 – 3 cm</p>	<p><b>Leaf number</b> Often smaller plants +/-1¼ → 1½</p> <p><b>Residual</b> &lt;2 – &lt;3 cm (&lt;12-1300 kg DM/ha)</p>	<p><b>Leaf number</b> Often smaller plants +/-1¾ → 2</p> <p>(~17-1900 kg DM/ha) <b>Residual</b> 2 – 3 cm</p>
Start AUT. rotation	End 1 <sup>st</sup> . AUT. rotation	Start WINTER rotation	End 1 <sup>st</sup> . WINTER rot'n



**Next Rotation**  
MORE Pasture potential missed  
MORE supplements needed

## WINTER GRAZING (3030 & FPPF)

<p><b>Leaf number (IN)</b> +/-1¼ → 1½</p> <p><b>Residual(OUT)</b> 4 – 6 cm (14-1500 kg DM/ha)</p>	<p><b>Leaf number (IN)</b> 2.5 → 3</p> <p>(2400 kg DM/ha) <b>Residual (OUT)</b> 4 – 6 cm</p>	<p><b>Leaf number (IN)</b> 2.5 → 3</p> <p>(2400 kg DM/ha) <b>Residual (OUT)</b> 4 – 6 cm</p>	<p><b>Leaf number (IN)</b> 2.5 → 3</p> <p>(2400 kg DM/ha) <b>Residual (OUT)</b> 4 – 6 cm</p>
Start AUT. rotation	End 1 <sup>st</sup> . AUT. rotation	Start WINTER rotation	End 1 <sup>st</sup> . WINTER rot'n



**Next Rotation**  
Pasture potential realised  
Less supplements overall



## Major factors

### **1: Set rotations to maximise pasture growth/quality**

- Graze at 2.5 to 3 green leaf stage most seasons
- Graze at 2 – canopy closure in spring

### **2: Manage pasture residuals**

- 4 – 6 cm between clumps

### **3: Manage the spring surplus to maintain high quality pastures**

- Silage, pre/post graze top

## Additional factors

### **4: Apply Nitrogenous fertilisers at appropriate times and rates**

### **5: Use supplements (home grown & purchased) to balance the diet and manage pastures**

## Most important

### **6: Timeliness of ALL decisions**

***Simple statements BUT complex to do!***



**NCDEA can provide a basic pasture management program**

**Consultants can provide good 1:1 advice & support**

**DEC provide Feeding Pastures for Profit programs to assist grazing managers to *uncomplicate* grazing management and increase farm profitability**

**Lot of good information on DEC website:-  
*[www.dairyextension.com.au/project3030](http://www.dairyextension.com.au/project3030)***